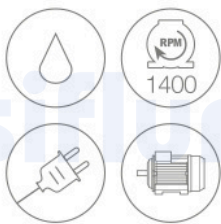


# K1251



**PREMIUM**

**HOT WATER SEALS**

**TSR**



DIMENSIÓN DE LA CAJA (cm)	90 x 80 x 115 cm
CANTIDAD PARA PALET	1
DIMENSIÓN DE LA PALETA (cm)	90 x 80 x 115 cm
N. CONTANER DE MÁQUINAS 20'	28
N. CONTANER DE MÁQUINAS 40' (40' HQ)	60



SW / TW Premium 1



Acoplamiento de motobomba con un junta flexible



El carrete de manguera SS se puede montar en solicitud, con 20, 40, manguera de 60 m



Válvula de descarga y presión amortiguador






Práctico y seguro accesorios de carcasa, todos con acoplador rápido de bola



### CARACTERÍSTICAS GENERALES

- Estructura resistente con cubierta de acero inoxidable
- Filtro de succión autolimpiante de cartucho de alta capacidad de filtrado
- Manómetro con carcasa de acero inoxidable
- Sellos de agua caliente
- motor de 4 polos (1400 rpm) bien sobredimensionado y protegido con pintura
- \* Ruedas neumáticas con cubo de acero y cámara de aire
- Válvula de descarga altamente profesional con derivación externa
- Acoplamiento motor-bomba mediante medios de un flexible conjunta
- Parada Total Retardada Sensible AL FLUJO
- Panel de control de baja tensión
- Contactor
- Protección del motor de relé térmico

# TECHNICAL FEATURES

CODE	MODELS	PUMP																	
			Ph	V	Hz	bar	MPa	bar	MPa	l/h	HP	kW	kW	kg	(L x W x H) cm				
36019-00033	K 1251 TS 21/250	SW Premium	3	400	50	260	26	50÷250	5÷25	440÷1260	12,0	8,8	10,0	161	90 x 75 x 95				
36019-00034	K 1251 TS 33/160	TW Premium	3	400	50	160	16	30÷150	3÷15	890÷1980	12,0	8,8	10,0	161	90 x 75 x 95				
36019-00035	K 1501 TS 42/130	TW Premium	3	400	50	130	13	30÷120	3÷12	1275÷2550	15,0	11,0	12,0	163	90 x 75 x 95				
36019-00037	K 1501 TS 18/350	TW Premium	3	400	50	360	36	50÷350	5÷35	410÷1080	15,0	11,0	12,0	163	90 x 75 x 95				

On request, available 440V 60Hz models

## STANDARD EQUIPMENT



GH 957 gun with Swivel + ball quick coupler

TECHNICAL FEATURES					COMPATIBLE MODELS			
l/min	IN	OUT	bar	CODE	36019-00033	36019-00034	36019-00035	36019-00037
50	M22x1,5M	AR4 quick coupling F	280	<b>00080-01088</b>				
40	M24x1,5M	AR36 quick coupling F	400	<b>00080-01085</b>				



Stainless steel double barrel lance with ball quick coupler, without nozzle

TECHNICAL FEATURES				COMPATIBLE MODELS			
IN	OUT	mm	CODE	36019-00033	36019-00034	36019-00035	36019-00037
AR4 quick coupling M	2x1/4 NPT F	1000	<b>10002-04050</b>				




Straight stainless steel lance with ball quick coupler, without nozzle

TECHNICAL FEATURES				COMPATIBLE MODELS			
IN	OUT	mm	CODE	36019-00033	36019-00034	36019-00035	36019-00037
AR36 quick coupling M	1/4" NPT F	1200	<b>10002-04055</b>				



Fan shape nozzle 1/4" MEG connection

TECHNICAL FEATURES				COMPATIBLE MODELS			
IN	Ø		CODE	36019-00033	36019-00034	36019-00035	36019-00037
1/4" NPT M	Ø40 ceramic	15	<b>00080-00317</b>				
1/4" NPT M	Ø55	25	<b>00080-01378</b>				
1/4" NPT M	13	25	<b>00080-01358</b>				
1/4" NPT M	20	25	<b>00080-01366</b>				



Fan shape nozzle 1/4" MEG connection

TECHNICAL FEATURES				COMPATIBLE MODELS			
IN	Ø		CODE	36019-00033	36019-00034	36019-00035	36019-00037
1/4" NPT M	60	50	<b>00080-01247</b>				



Rubber delivery hose kit with quick coupling

TECHNICAL FEATURES				COMPATIBLE MODELS			
IN	OUT	m	CODE	36019-00033	36019-00034	36019-00035	36019-00037
M22x1,5 F - Ø14	M22x1,5 F - Ø14	10 - R2 3/8"	<b>10002-03871</b>				
M22x1,5 F - Ø14	M22x1,5 F - Ø14	10 - R2 1/2"	<b>10002-03847</b>				
M24x1,5 F - Ø14	M24x1,5 F - Ø14	10 - R2 3/8"	<b>10002-03915</b>				

## STANDARD EQUIPMENT



Self cleaning water filter

TECHNICAL FEATURES				COMPATIBLE MODELS			
IN	OUT	mesh	CODE	36019-00033	36019-00034	36019-00035	36019-00037
G 1" F	G 1" F	80	00070-00192				



Cartridge for water filter

TECHNICAL FEATURES				COMPATIBLE MODELS			
IN	OUT	mesh	CODE	36019-00033	36019-00034	36019-00035	36019-00037
-	-	80	00070-00193				

## ACCESSORIES

Protective panels kit

CODE	COMPATIBLE MODELS			
	36019-00033	36019-00034	36019-00035	36019-00037
10001-00978				



Foot valve

TECHNICAL FEATURES				COMPATIBLE MODELS			
IN	OUT	bar	CODE	36019-00033	36019-00034	36019-00035	36019-00037
G 3/8" M	M22x1,5 F	280	00069-00235				
M24x1,5 M	M24x1,5 F	500	00069-00224				



Stainless steel lance, adjustable head + ball quick coupler without nozzle

TECHNICAL FEATURES				COMPATIBLE MODELS			
IN	OUT	mm	CODE	36019-00033	36019-00034	36019-00035	36019-00037
AR4 quick coupling M	1/4" NPT F	900	10002-04057				
AR4 quick coupling M	1/4" NPT F	1200	10002-04058				



Stainless steel straight rotating nozzle lance, with ball quick coupler

TECHNICAL FEATURES				COMPATIBLE MODELS			
IN	mm	Ø	CODE	36019-00033	36019-00034	36019-00035	36019-00037
AR 36 quick coupling M	900	045	10002-04069				
AR4 quick coupling M	900	055	10002-04070				
AR4 quick coupling M	900	12	10002-04075				
AR4 quick coupling M	900	20	10002-04076				



Washing Lance with quick coupling, without nozzle

TECHNICAL FEATURES				COMPATIBLE MODELS			
IN	OUT	mm	CODE	36019-00033	36019-00034	36019-00035	36019-00037
AR4 quick coupling M	M 15x1 F	610	10002-04084				



Industrial Foam Lance with ball quick coupler

TECHNICAL FEATURES				COMPATIBLE MODELS			
IN	OUT	mm	CODE	36019-00033	36019-00034	36019-00035	36019-00037
AR4 quick coupling M	M 15x1 F	610	10002-04085				



Fan-shape nozzle for washing lance (M15x1 coupler)

TECHNICAL FEATURES				COMPATIBLE MODELS			
IN	Ø	°C	CODE	36019-00033	36019-00034	36019-00035	36019-00037
M 15x1 M	1,5	90	10002-04499				
M 15x1 M	2,3	90	10002-04501				
M 15x1 M	3,0	90	10002-04502				



Foam lance with ball quick coupler

TECHNICAL FEATURES				COMPATIBLE MODELS			
IN	l/min	°C	CODE	36019-00033	36019-00034	36019-00035	36019-00037
AR4 quick coupling M	25	65	10002-04066				



Ejector kit

TECHNICAL FEATURES				COMPATIBLE MODELS			
IN	OUT	Ø	CODE	36019-00033	36019-00034	36019-00035	36019-00037
M22x1,5 F - Ø14	M22x1,5 M - Ø14	2,1	10002-04480				
M22x1,5 F - Ø14	M22x1,5 M - Ø14	2,7	10002-04443				



Drain nozzle with ball quick coupler

TECHNICAL FEATURES				COMPATIBLE MODELS			
IN	m	l/min	CODE	36019-00033	36019-00034	36019-00035	36019-00037
AR4 quick coupling M	25	16 ÷ 29	00058-00637				
M24x1,5 M	25	16 ÷ 29	00058-00651				
AR4 quick coupling M	25	30 ÷ 42	00058-00638				



Rubber delivery hose extension kit with quick coupling

TECHNICAL FEATURES				COMPATIBLE MODELS			
IN	OUT	m	CODE	36019-00033	36019-00034	36019-00035	36019-00037
M22x1,5 M - Ø14	M22x1,5 F - Ø14	10 - R2 3/8" BLU	10002-03564				
M24x1,5 M - Ø14	M24x1,5 F - Ø14	20 - R2 3/8" BLU	10002-03987				
M22x1,5 M - Ø14	M22x1,5 F - Ø14	30 - R2 1/2" BLU	10002-03839				



Professional Sand/Soda blasting lance kit

TECHNICAL FEATURES				COMPATIBLE MODELS			
IN	mm	Ø	CODE	36019-00033	36019-00034	36019-00035	36019-00037
AR36 quick coupling M	700	040	ON REQUEST				
AR4 quick coupling M	700	055	10002-03874				
AR4 quick coupling M	700	090	10002-03878				



Inox hose reel kit complete with Blue hose

TECHNICAL FEATURES				COMPATIBLE MODELS			
Hose type	m	OUT	CODE	36019-00033	36019-00034	36019-00035	36019-00037
R2-3/8"	20	M 24x1,5 F	00080-01511				
R2-3/8"	20	M22x1,5F	00080-01478				
R2-1/2"	20	M22x1,5F	00080-01477				
R2-1/2"	40	M22x1,5F	00080-01490				
R2-1/2"	60	M22x1,5F	00080-01491				